



VICTREX AM™ 200



FDM® Thermoplastic Filament

The information presented are typical values intended for reference and comparison purposes only. They should not be used for design specifications or quality control purposes.



Overview

Victrex AM 200 filament is a high-performance, low-melt PAEK (polyaryletherketone) designed specifically for additive manufacturing. It offers performance capabilities similar to PEEK and PEKK but without the challenges associated with 3D printing those materials. Victrex AM 200 is formulated to provide dimensional stability and optimal interlayer bonding (Z-strength).

Contents:

Ordering Information	3
Physical Properties	3
Mechanical Properties	4

Ordering Information

Part Number	Description
Filament Canisters	
355-70030	Victrex AM™ 200 model material, 92.3 cu in. - Plus
355-03120	SR-100 Soluble Support, 92.3 cu in. - Plus
Printer Consumables	
511-10350	T14E tip
511-10100	T12SR100 tip
325-00275-S	High temperature build sheet, 0.02 x 16 x 18.5 in. (0.51 x 406 x 470 mm)

Physical Properties

Property	Test Method	Typical Values	
		XY	XZ/ZX
Melting Point	ISO 11357	303 °C (577 °F)	
Glass Transition (Tg) - Onset	ISO 11357	151 °C (304 °F)	
Glass Transition (Tg) - Midpoint	ISO 11357	154 °C (309 °F)	
Crystallization Point	ISO 11357	249 °C (480 °F)	

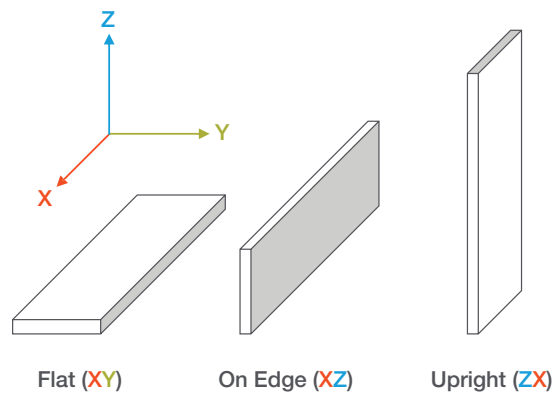
Data provided by Victrex.

Mechanical Properties

Victrex AM 200 samples were printed with 0.010 in. (0.254 mm) layer heights on the Fortus 450mc. For the full test procedure please see the [Stratasys Materials Test Procedure](http://www.stratasys.com) on www.stratasys.com.

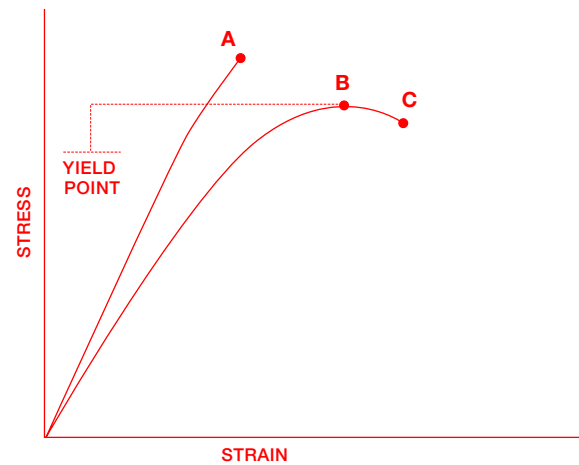
Print Orientation

Parts created using FDM are anisotropic as a result of the printing process. Below is a reference of the different orientations used to characterize the material.



Tensile Curves

Due to the anisotropic nature of FDM, tensile curves look different depending on orientation. Below is a guide of the two types of curves seen when printing tensile samples and what reported values mean.



A = Tensile at break, elongation at break (no yield point)

B = Tensile at yield, elongation at yield

C = Tensile at break, elongation at break

		XZ Orientation ¹	ZX Orientation ¹
Tensile Properties: ASTM D638			
Yield Strength	MPa	63.7 (1.24)	28.1 (1.93)
	psi	9250 (180)	4070 (280)
Elongation @ Yield	%	4.7 (0.14)	1.5 (0.13)
Strength @ Break	MPa	37.3 (16.7)	28.1 (1.93)
	psi	5410 (2420)	4080 (280)
Elongation @ Break	%	6.2 (2.6)	1.5 (0.13)
Modulus (Elastic)	GPa	2.10 (0.026)	2.03 (0.021)
	ksi	305 (3.8)	294 (3.1)
Flexural Properties: ASTM D790, Procedure A			
Peak Stress	MPa	91.7 (0.83)	51.9 (6.4)
	psi	13300 (120)	7530 (930)
Modulus	GPa	2.25 (0.023)	1.72 (0.036)
	ksi	327 (3.4)	250 (5.2)
Impact Properties: ASTM D256, ASTM D4812			
Notched	J/m	1560 (74.7)	30.2 (4.8)
	ft*lb/in.	29.2 (1.4)	0.566 (0.090)
Unnotched	J/m	3830 (360)	124 (17)
	ft*lb/in.	71.8(6.8)	2.33 (0.31)

¹ Values in parenthesis are standard deviations.

Stratasys Headquarters

7665 Commerce Way,
Eden Prairie, MN 55344
+1 800 801 6491 (US Toll Free)
+1 952 937-3000 (Intl)
+1 952 937-0070 (Fax)

1 Holtzman St., Science Park,
PO Box 2496
Rehovot 76124, Israel
+972 74 745 4000
+972 74 745 5000 (Fax)

stratasys.com
ISO 9001:2015 Certified

